



# Sandringham Infant and Nursery School

## Remote Learning




### RECEPTION - HEDGEHOGS AND MOLES

**Week Beginning:** 1/3/21

**Topic Theme:** Vegetables & Healthy Living


Described below are some suggested activities for home learning that we hope will structure you and your child's day. The activities are related to our topic and reflect what we would be learning about at this point in the year in Reception. Please remember this structure must be flexible and accommodate your child's needs and interests – feel free to adapt it however you like and most importantly have fun and send us pictures of what you do! We know everyone has different circumstances at home and you need to make the home learning work for your family. Remember each day to allocate time to play, for reading, physical activity etc. Remember to also include an act of kindness; tidy your toys, help lay the table, help unload the dishwasher, read a story to a younger sibling etc.

**Please upload what you can to Tapestry as we would love to see/comment on what you have been doing!**

DAY	DAILY ACTIVITIES
<b>Monday</b>  St. David's Day  	<p><b>Welcome:</b> Miss Randles will welcome the children to today's learning via Tapestry.</p> <p><b>Phonics:</b> Introduce tricky word <b>like</b> using the song in the link below. Can you write 3 sentences each one starting with <b>I like...</b></p> <p><b>Maths:</b> Represent numbers using different media - playdough, in sand, shaving foam etc. Practise the orientation and formation of each number. Can you show larger numbers such as the teen numbers? Remember these numbers have 2 digits!</p> <p><b>Literacy:</b> Today is St. David's Day. Watch the video clips on CBeebies about how this day is celebrated. Have a go at the quiz at the top of the page once you have seen the videos. Did you get the answers correct?</p> <p><b>Art:</b> Whilst out on a walk, using photos or if you have some at home, have a go at sketching a picture of daffodils. You could try looking closely at just one; remembering all the detail, or you could draw a bunch. What colours will you need? Remember a nice sharp pencil and please don't pick wild daffodils whilst out in the park.</p> <p><b>Story:</b> See Tapestry for today's story time with Miss Hardy-Trodd.</p>
<b>Tuesday</b>	<p><b>Welcome:</b> Miss Hardy-Trodd will welcome the children to today's learning via Tapestry.</p> <p><b>Phonics:</b> Write a list of words that contain tricky word <b>all</b>. Here's one to start you off... ball. How many can you list?</p> <p><b>Maths:</b> Talk together about the word 'double' and that in number, this is a repeat of the same number e.g. 1+1, 2+2. Watch the Numberblocks "double trouble" (link below) and then list the number sentences from 1+1 = down to 10+10 = using objects to help when needed.</p> <p><b>Literacy:</b> Listen to the story of Oliver's Vegetables (link below). How many different vegetables can you name? Over the course of this week, fill out the grid (see below) with as many vegetables (or fruit) for each letter of the alphabet as you can.</p> <p><b>Circle Time:</b> Watch the Healthy Eating and Living PowerPoint (link attached) and talk with a grown up about the ways we can keep healthy and which foods are healthy/unhealthy.</p> <p><b>Topic:</b> Using a real paper plate or the design attached below, have a go at designing your own healthy food plate. Which foods would be good to have as part of a healthy meal?</p> <p><b>Story:</b> See Tapestry for today's story time with Mrs Money.</p>
<b>Wednesday</b>	<p><b>Welcome:</b> Miss Randles will welcome the children to today's learning via Tapestry.</p> <p><b>Phonics:</b> Read (and maybe copy) the following silly sentences together. Identify examples of digraphs (e.g. ck, qu, sh, ee, oa, oo, ai, ar). Answer the questions at the end with a yes/no beside it. <b>Can a duck quack? Can a sheep swim in the pond? Will a goat be good at sailing a boat? Might I see a pig in the mud on the farm?</b></p> <p><b>Maths:</b> Use the ladybird addition template (attached below). Roll a dice, count the spots and record the spots on one side of the ladybird. After that... double it! How many do you have altogether.</p>

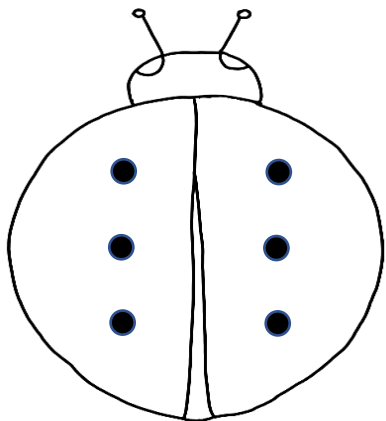
	<p><b>Literacy:</b> Listen to Miss Hardy-Trodd read the story of <i>The Enormous Turnip</i>. Can you think of another word that also means 'enormous' (i.e. big, huge). Can you think of something else you have seen that is enormous?</p> <p><b>Topic:</b> Talk about the word Collaboration and think of an example of something you might collaborate with a friend to do. Make a poster to show your ideas. "I collaborate to make my tower of bricks taller" or "I collaborate with my friends to tidy up the classroom."</p> <p><b>PE:</b> Watch Mrs Thomas and Mrs Roberts' PE challenge on Tapestry. Can you take part?</p> <p><b>Story:</b> See Tapestry for today's story time with Miss Randles.</p>
<b>Thursday</b>	<p><b>Welcome:</b> Miss Hardy-Trodd will welcome the children to today's learning via Tapestry.</p> <p><b>Phonics:</b> Have a selection of sounds written on pieces of paper. Spread them out across the floor and make 3-4 letter words by jumping from sound to sound... c-a-t = cat, f-r-o-g = frog.</p> <p><b>Maths:</b> Talk together about the word 'share' and that in Maths, this means groups being equal. Watch Number Jacks "Fair Share" (link below). Have a selection of toys that you can share equally between you and 1, 2, 3 or even 4 members of your family. Make sure it is fair!</p> <p><b>Literacy:</b> Listen to the story of Supertato (link below) and create your own 'super vegetable'. Draw a picture and label your exciting invention... e.g. Supercarrot, Superpea etc.</p> <p><b>Topic:</b> Watch Miss Randles' video on Tapestry about repeating patterns. Using potatoes, make a potato print picture. Use 3 different coloured paints to make a repeating pattern.</p> <p><b>Story:</b> See Tapestry for today's story time with Miss Hardy-Trodd.</p>
<b>Friday</b>	<p><b>Welcome:</b> Miss Randles will welcome the children to today's learning via Tapestry.</p> <p><b>Phonics:</b> Recap the sounds, digraphs and tricky words you have been learning whilst at home. Spend today recapping your favourite phonics games, songs, bingo, Alphablocks etc.</p> <p><b>Maths:</b> Have some bubble blowing mixture to hand (water and washing up liquid should work!) Make a prediction of how many bubbles you can blow/pop each time. Was your estimate correct/close? Was your guess realistic?</p> <p><b>Literacy:</b> Listen to the story of "Charlie and Lola - I will not ever never eat a tomato."</p> <p><b>PSHE:</b> Watch your welcome back video from your teachers on Tapestry! Talk about the return to school on Monday! Practise putting on your school uniform and shoes by yourself. Can you try to do the buttons on your cardigan/polo shirt? Is your book bag ready with all your reading books and learning inside? We can't wait to see you!!</p> <p><b>Story:</b> See Tapestry for today's story time with Mr Seddon.</p>
<p><b>Useful Websites...</b></p> <p>Monday Phonics - tricky word like song - <a href="https://www.youtube.com/watch?v=G4y8f-wysg">https://www.youtube.com/watch?v= G4y8f-wysg</a></p> <p>Monday Literacy - St. David's Day - <a href="https://www.bbc.co.uk/cbeebies/watch/lets-celebrate-st-davids-day">https://www.bbc.co.uk/cbeebies/watch/lets-celebrate-st-davids-day</a></p> <p>Tuesday Maths - Numberblocks – Double Trouble - <a href="https://www.youtube.com/watch?v=Bot83VxMLqM">https://www.youtube.com/watch?v=Bot83VxMLqM</a></p> <p>Tuesday Literacy - Oliver's Vegetables - <a href="https://www.youtube.com/watch?v=jpzGIY_RSUw">https://www.youtube.com/watch?v=jpzGIY_RSUw</a></p> <p>Thursday Maths - Number Jacks – Fair Share - <a href="https://www.youtube.com/watch?v=WeXTDYS3E-4">https://www.youtube.com/watch?v=WeXTDYS3E-4</a></p> <p>Thursday Literacy - Supertato - <a href="https://www.youtube.com/watch?v=QlaMeNmTG6c">https://www.youtube.com/watch?v=QlaMeNmTG6c</a></p> <p>Friday Literacy - Charlie and Lola - <a href="https://www.youtube.com/watch?v=P3CdrVN3kgE">https://www.youtube.com/watch?v=P3CdrVN3kgE</a></p>	

How many fruits or vegetables can you name?

<b>a</b>	<b>b</b>	<b>c</b>	<b>d</b>
<b>e</b>	<b>f</b>	<b>g</b>	<b>h</b>
<b>i</b>	<b>j</b>	<b>k</b>	<b>l</b>
<b>m</b>	<b>n</b>	<b>o</b>	<b>p</b>
<b>q</b>	<b>r</b>	<b>s</b>	<b>t</b>
<b>u</b>	<b>v</b>	<b>w</b>	<b>x</b>
<b>y</b>	<b>z</b>		

# Ladybird Doubling

**Instructions:** roll a dice, record the number of dots on one side of the ladybird's wing. Double this number and record the number of dots on the other side. Add the spots together and record the numeral underneath.



**6**

