



Sandringham Infant and Nursery School

Remote Learning






RECEPTION - HEDGEHOGS AND MOLES



Week Beginning: 8/2/21

Topic Theme: Traditional Nursery Rhymes - Part 2

The activities below reflect what we would be learning about at this point in the year at school. Remember though - you don't have to do it all; you can adapt it however you like and most importantly have fun and send us pictures of what you do! We know everyone has different circumstances at home and you need to make the home learning work for your family.

Please upload what you can to Tapestry as we would love to see/comment on what you have been doing!

DAY	DAILY ACTIVITIES
<p>Monday</p> <p>The Wheels on the Bus</p> 	<p>Welcome: Miss Randles will welcome the children to today's learning via Tapestry.</p> <p>Phonics: Watch "Mr Thorne Does Phonics" to introduce today's new digraph ur. There is also a link to 'Little Learners' and some words to blend to read.</p> <p>Maths: Watch Miss Randles' video on Tapestry and complete the maths challenges talking about people getting on the bus (adding) and getting off (taking away).</p> <p>PSHE: With the guidance of a grown up and if you can, help to wash the car. Look closely at the wheels as you do. Make sure they are super clean! Alternatively and if it is a rainy day, watch Mr Tumble's surprise bus journey (link below).</p> <p>Topic: With any vehicles/toys you have at home with wheels, make a tyre track painting by rolling their wheels through paint and then onto your paper - picture examples below.</p> <p>Assembly: See Tapestry for today's assembly with Mrs Money.</p>
<p>Tuesday</p> <p>Hickory Dickory Dock</p> 	<p>Welcome: Miss Hardy-Trodd will welcome the children to today's learning via Tapestry.</p> <p>Phonics: Watch "Mr Thorne Does Phonics" to introduce today's new digraph ar. There is also a link to 'Little Learners' and some words to blend to read.</p> <p>Maths: Use a paper plate/card/paper to create your own clock with hands! See pictures below for ideas. Add the numbers around the edge putting them in the correct order. See how many clocks and/or watches can you find around your house today?</p> <p>Literacy: Fill in the template below with pictures of your daily routine. Talk about activities you do at different times of day. What time do you wake up? What is the first/last meal of the day? What time do you go to bed? Add the time beside 'o clock' for each activity.</p> <p>Computing: Today is Internet Safety Day. With a grown up, talk about and explore the internet. NB: You could use the school website or Tapestry to show your child how the internet works. Relate this to any other devices (phones/tablets) your child may have access to and how these are monitored to keep us safe online. Keep discussion limited remembering your child's age, but also recognising the importance also of being aware.</p> <p>Topic: Play 'hide and seek' with your family. Remember to be as quiet as a mouse when you are hiding. Can you count to 12 to give your family time to hide when you are the seeker?</p> <p>Story: See Tapestry for today's story time with Mrs Kelly.</p>
<p>Wednesday</p> <p>5 Currant Buns</p> 	<p>Welcome: Miss Randles will welcome the children to today's learning via Tapestry.</p> <p>Phonics: Watch "Mr Thorne Does Phonics" to introduce today's new digraph ue. There is also a link to 'Little Learners' and some words to blend to read.</p> <p>Maths: Watch the YouTube song (link below) about British coins and talk with a grown up about the different coins we use to pay for items - 1p, 2p, 5p, 10p, 20p, 50p, £1 and £2. NB: parents: This is an introduction to coins; children only need to be able to recognise them at this stage, and not yet combine totals (unless you feel they are ready for the challenge!)</p> <p>Literacy: Watch the video on Tapestry of Guided Reading with Miss Hardy-Trodd</p> <p>Topic: Engage in role play at home using money, tills or shopping. You might like to make your own shop! Select items from around your house to 'sell' to others. You could make price tags too so you know which coins you are looking out for.</p> <p>Rhyme Time: See Tapestry for today's rhyme time Mrs Money.</p>

<p>Thursday</p> <p>Old Macdonald</p> 	<p>Welcome: Miss Hardy-Trodd will welcome the children to today's learning via Tapestry.</p> <p>Phonics: Recap all the digraphs we have now learnt! Use the digraphs as part of our "bingo" game: <i>sh, ch, th, ng, qu, ai, ee, oa, oi, oo, ow, ur, ar, ue</i>. See pictures below for how to play.</p> <p>Maths: Complete the sheet below and look out for the + and – symbols.</p> <p>Literacy: Write out your own version of the nursery rhyme, but change the animals to something new/unusual... i.e. <i>and on that farm, he had a snake.... with a ssss here....</i></p> <p>Science: Watch the 'Baby animal song' (link below) and then match the baby animals with their mothers on the sheet below.</p> <p>Topic: View Folly Farm's live webcam and see what farm animals you can see (there will be goats or sheep - link Below)</p> <p>Story: See Tapestry for today's story time with Mr Seddon.</p>
<p>Friday</p> <p>Chinese New Year</p> 	<p>Welcome: Miss Randles will welcome the children to today's learning via Tapestry</p> <p>Phonics: Recap our tricky/key words for this half term and use them as part of a matching pairs game. Write each word twice on a small note/piece of paper, turn them over and match them together. NB: we advise using words your child is struggling with when reading particularly: <i>the, was, said, she, he, like, put</i></p> <p>Topic: Watch the video (link below) explaining Chinese New Year and how this is celebrated in many countries across the world.</p> <p>Literacy: Using the Chinese alphabet, have a go at copying the letters in your first name.</p> <p>Art: Use the template and instructions below to have a go at creating your own Chinese dragon. Decorate it however you like!</p> <p>Story: See Tapestry for today's story time with Mrs Money.</p>

Useful Websites...

Joe Wicks is leading PE sessions for children to start their day. Log on to YouTube and "Joe Wicks PE" to join in...

Monday Phonics - Mr Thorne **ur** - <https://www.youtube.com/watch?v=Q49YSWKPyVo>

- Little Learners **ur** - <https://www.youtube.com/watch?v=9354FVliOnM>

Monday PSHE - Something Special - <https://www.bbc.co.uk/iplayer/episode/b06zytmb/something-special-were-all-friends-series-10-16-vehicles>

Tuesday Phonics - Mr Thorne **ar** - <https://www.youtube.com/watch?v=LXkE8aWfg2E>

- Little Learners **ar** - <https://www.youtube.com/watch?v=ILFON8qBZsE>

Wednesday Phonics - Mr Thorne **ue** - <https://www.youtube.com/watch?v=7BOih-iw1u4>

- Little Learners **ue** - <https://www.youtube.com/watch?v=fLrAGcK26s4>

Wednesday Maths - British Coins Song - <https://www.youtube.com/watch?v=dFzAU3u06Ps>

Thursday Science – Baby animal song <https://www.youtube.com/watch/cJg4YFtvOp8>

Thursday Topic - Folly's Farm <https://www.folly-farm.co.uk/webcams/barn-webcam/>

Friday Topic – Chinese New Year - <https://www.bbc.co.uk/cbeebies/watch/chinese-new-year>

Activity Examples...



Tyre Track Painting



Paper Plate Clocks

Farmyard Sums



Watch out for the + and -




+




=



-





=




+





=




-




=



+



=



Mothers and their young

Draw a line to match the mother to her baby



Hen



Calf



Sow



Chick



Nanny




Piglet



Cow



Kid



My Daily Routine



_____ o clock

_____ o clock

_____ o clock

_____ o clock

_____ o clock

_____ o clock

The Chinese Alphabet

月

(A)

官

(B)

匹

(C)

刀

(D)

三

(E)

下

(F)

巨

(G)

升

(H)

工

(I)

丁

(J)

水

(K)

心

(L)

冊

(M)

內

(N)

口

(O)

戶

(P)

已

(Q)

尺

(R)

弓

(S)

七

(T)

白

(U)

人

(V)

山

(W)

父

(X)

了

(Y)

乙


(Z)

Chinese New Year Dragon

1. Decorate your dragon head and tail and cut out them out.
2. Create the body of your dragon by folding a piece of paper in concertina style (zig zag) and attach the head and tail.
3. Attach and lolly pop stick/straw/stick etc on the head and tail of your dragon and bring it to life!



www.littleowlresources.com



www.littleowlresources.com

Happy Chinese New Year!

