


Welcome to Year R

October 2024



Meet the Team

Teaching Team	Learning Support Assistants
Mrs Jacobs – Hedgehogs	Mrs Bleser
Miss Adams – Moles (Monday-Thursday)	Mrs Raath
Mrs Robinson – Moles (Friday cover)	Miss Bacon
Miss Bacon – cover	
TS Coaching – PE and Sport	

Year R is all about....

- ▶ Settling into school
- ▶ Developing relationships with new adults
- ▶ Learning to play alongside others and develop friendships
- ▶ Taking turns as part of a larger group or class
- ▶ Developing independence and confidence as learners
- ▶ Developing resilience when faced with a challenge
- ▶ Making choices independently
- ▶ Developing strategies and skills to self regulate and manage emotions
- ▶ Having fun and developing a love for learning

Timetable

		Monday	Tuesday	Wednesday	Thursday	Friday
8:35	10 mins	SOFT START reading, name writing, mark making				
8:45	10 mins	REGISTRATION 1				
8:55	15 mins	phonics	PE Snack Library ART MUSIC	phonics	phonics	phonics
9:10	30 mins	Free flow		Free flow	Free flow	Free flow
9:40	15 mins	ASSEMBLY (celebration)		ASSEMBLY (singing)		
9:55	15 mins	Maths 1		maths 2	maths 3 , 4	maths 5
10:10	50 mins	Free flow		Free flow	Free flow	Free flow
11:00	15 mins	Talk 4 Writing 1		Talk 4 Writing 2, 3	Talk 4 Writing 4	Talk 4 Writing 5
11:15	15 mins	Getting ready for lunch routines				
11:30	1 hour	LUNCH				
12:30	10 mins	REGISTRATION 2				
12:40	10 mins	Read for pleasure	Phonics	Read for pleasure	Read for pleasure	Read for pleasure
12:50	15 mins	Focus teaching				
1:25	1 hour	Free flow- extended	Free flow- extended	Free flow- extended	Free flow- extended	Free flow- extended
1:55						
2:45	10 mins	CLASS READ	CLASS READ	CLASS READ	CLASS READ	CLASS READ
2:55	15 mins	Getting ready to go home routines				
3:10		END OF DAY				

Year R Phonics and Reading

- ▶ Daily Phonics lessons – ELS Phonics programme
- ▶ Teach sounds, orally blend sounds, focus on word recognition and meaning
- ▶ Children read aloud every day during the Phonics lesson, applying the new sounds they have been taught
- ▶ Every Friday, they will bring home a book which is entirely decodable and based on Phonics teaching in class or your child's sound knowledge
- ▶ The book shared in class during the week can be accessed through the ELS e-library for you to share at home
- ▶ Small group reads or 1:1 with teacher every other week

ELS Phonics Lesson



Apply

Quit activity

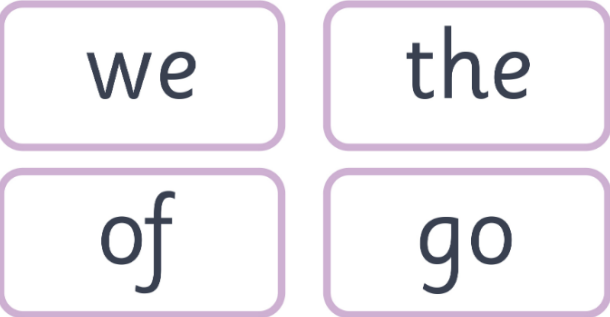
Read the sentence. Click on the icon to reveal the picture.

We had eggs for lunch.



Review

Now let's read these harder to read and spell words together.




Can you use the word 'of' in a sentence?

Teach and Practise

Can you write the word to match each picture?





How we assess Phonics

- In Phonics intervention
- Week 5 Phonics assessment
- 1:1 reading with teacher every other week
- Small group reads

Reading for Pleasure

- ▶ All children have access to ELS e-library
- ▶ Timetabled library sessions – children bring book with red sticker on
- ▶ Library is open after school on Tuesdays and Thursdays
3.15 – 3.45pm



Physical Development

- ▶ Year R PE days are on Tuesdays with TS Coaching
- ▶ Please ensure that the children come to school in their PE kit on the correct day as we have very limited spares in school
- ▶ Outdoor learning— classes alternate each week

Uniform and Equipment Needed

- ▶ Book bags need to come to school every day
- ▶ Correct PE kit with trainers on PE days
- ▶ Coat with a hood
- ▶ Water bottle filled with water only (no squash)
- ▶ Packed lunch (no fizzy drinks or nut products including Nutella spread)
- ▶ Order school hot lunches on SCOPAY before coming to school - encourage your children to develop independence, look at the menu with you and remember their lunch choice (red, green or yellow)
- ▶ Wellies

How can I help my child?

- ▶ Arrive on time for school – Phonics begins at 9am
- ▶ Fine motor skills and name writing
- ▶ Listen to your child read every day
- ▶ Practise the letter sounds and the harder to read and spell words they are learning in class that week (these are the tricky words that cannot be decoded using sounds)
- ▶ Useful websites

Oxford Owl – Learning at home <https://www.youtube.com/@OxfordOwlHome>

- ▶ ELS Phase 2 sounds and rhymes
<https://www.youtube.com/watch?v=nBFnAcXHOUQ>
- ▶ ELS Phase 3 sounds and rhymes
<https://www.youtube.com/watch?v=gDlnVjBUGC0>
- ▶ ELS Phase 5 sounds and rhymes
<https://www.youtube.com/watch?v=8BwVWD2ZlvBY>
- ▶ How to blend sounds to read words
<https://www.youtube.com/watch?v=vqvqMtSNswo>

Communication

- ▶ Speak to the class teacher at the end of the school day
- ▶ Email the class teacher via the Year R email receptionsandringham@sandringham.kite.academy
- ▶ Phone the school office to make an appointment
- ▶ Tapestry
- ▶ Curriculum newsletters and reminders
- ▶ Website – Year R class pages
- ▶ Social media updates – Facebook official page
- ▶ Coffee afternoons

Diary Dates – Year R

Autumn Term 1	Autumn Term 2
Tuesday 15 th October – Photo day	Friday 15 th November – Children in need day, please wear something spotty / mufti
Friday 19th October – Dress up day – dress like nursery rhyme, traditional tale	Monday 16 th December – Reindeer run
Tuesday 22 nd October – Parents evening	Wednesday 18 th December – Christmas fayre
Thursday 24 th October – Parents evening	Wednesday 18th December – Nativity
Friday 25 th October – Yes day	Thursday 19th December - Nativity
	Friday 20 th December – end of term early finish

Behaviour and Wellbeing

The Three Rs – Routines, Responses and Relationships

- A predictable and secure classroom environment
- Teaching model behaviours so pupils know what is expected of them
- Building positive, trusting relationships with Year R staff
- Positive reward systems, focussing on effort, encouraging self motivation
- Teaching self regulation skills and helping them to understand their emotions





Questions

